



STAR WARS[®] READS DAY

ACTIVITY KIT

OCTOBER 6TH, 2012



CHRONICLE BOOKS



CONTENTS



CHOOSE ACTIVITIES FOR YOUR EVENT!

RECIPES	1
CRAFTS	4
COLORING PAGES	19
TRIVIA	23
GAMES	26



RECIPES



Skywalker Sugar Cookies

INGREDIENTS

- 1 cup butter, at room temperature
- 1 cup sugar
- 1 egg
- 1 teaspoon vanilla extract
- 3 cups all-purpose flour, plus more for dusting work surface
- $\frac{1}{4}$ teaspoon salt
- 2 teaspoons baking powder

1. Preheat the oven to 350°F.
2. In a large bowl, beat the butter and sugar with the electric mixer on medium until fluffy. Add the egg and vanilla and mix to combine. In another bowl, mix together the 3 cups flour, salt, and baking powder. Add the dry ingredients to the butter mixture, 1 cup at a time, mixing completely after each addition.
3. Turn the dough out onto a floured surface and knead a few times until smooth. Divide the dough in half, setting 1 portion aside. Roll out the dough $\frac{1}{8}$ inch thick with the rolling pin, sprinkling with flour as needed. Cut out shapes with the cookie cutters. Gather up the dough scraps, roll them out again, and cut out more cookies. Repeat with the remaining half of the dough.
4. Bake the cookies on an ungreased baking sheet until lightly golden, 7 to 9 minutes. Remove the cookies with a spatula to cooling rack to cool completely.
5. Decorate with icing.


Makes about 4 dozen cookies.



INSPIRED BY
**Wookiee Pies, Clone Scones,
and other Galactic Goodies**

ISBN: 978-1-45-210-466-9
CHRONICLE BOOKS, JUNE 2012

ACTIVITY KIT



Yoda Soda

INGREDIENTS

- 3 limes
- 3 tablespoons sugar, or more to taste
- 1 cup sparkling water
- 1 scoop lime sherbet or sorbet

1. Place 1 lime on the cutting board and cut it in half. Squeeze the juice from each half into a measuring cup. Repeat with the remaining limes until you have $\frac{1}{4}$ cup juice.
2. Put the lime juice and 3 tablespoons sugar in a small pitcher. Stir with a wooden spoon until the sugar dissolves. Add the sparkling water and stir until mixed. Taste and add more sugar, if desired.
3. Using an ice-cream scoop, scoop up the sherbet and drop it into a tall glass. Pour in the lime water. Serve immediately.

Makes 1 serving.

Variation: You can substitute rainbow sherbet or lemon sorbet for the lime sherbet.



INSPIRED BY
**Wookiee Pies, Clone Scones,
and other Galactic Goodies**

ISBN: 978-1-45-210-466-9
CHRONICLE BOOKS, JUNE 2012




CRAFTS

ACTIVITY KIT



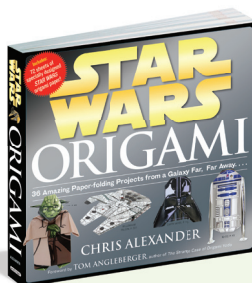
Color and fold your own Jedi lightsaber!



Color this, cut it out,
and fold it according
to the instructions
on next page.



Darth Vader's lightsaber



EXCERPTED FROM
Star Wars Origami
ISBN: 978-0-7611-6943-7
WORKMAN

ACTIVITY KIT

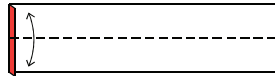


Color and fold your own Jedi lightsaber!

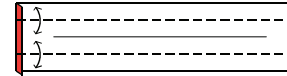
HOW TO FOLD: A BASIC LIGHTSABER



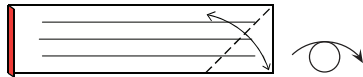
1 Start with your color picture. Valley fold just enough to form a thin flap.



2 Valley fold and unfold.



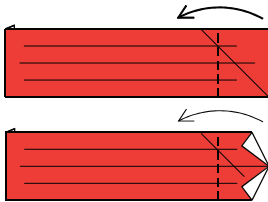
3 Valley fold and unfold.



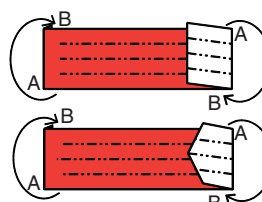
4 Mark fold. Turn the model over.



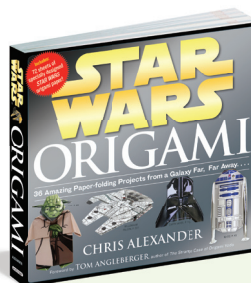
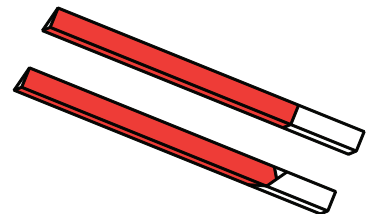
4A Optional Step: To make a hilt with an angled emitter like Luke's, valley fold the corners to touch the creases formed in step 3.



5 Valley fold.



6 Mountain fold the corners A into the pockets B. This will turn the model into a triangular tube.



EXCERPTED FROM
Star Wars Origami
ISBN: 978-0-7611-6943-7
WORKMAN

ACTIVITY KIT



Ask the Fortune Wookiee!




DIRECTIONS:

- Directions: After each kid folds a cootie catcher (instructions below), they write down eight different random predictions under the flaps and label them one to eight.
- After their predictions are written, the kids should partner up. If there are an uneven number of kids, it's okay to have groups of three. Now they will take turns asking each other's Fortune Wookiees for predictions.
- One kid is assigned as the "guesser" and one kid, along with his Fortune Wookiee, is assigned as the "fortune teller." First, the guesser asks the fortune teller's Fortune Wookiee a question they wish to be answered. Then they say their favorite Origami Yoda book (Origami Yoda, Darth Paper, Fortune Wookiee). The fortune teller spells out the answer by opening and closing the cootie catcher that many times (ex: O-R-I-G-A-M-I-Y-O-D-A).
- Next, the guesser picks their favorite Origami Yoda character and the fortune teller spells out the answer by opening and closing the cootie catcher that many times (ex: T-O-M-M-Y).
- Finally, the guesser picks a number from one of the four visible flaps. The chosen flap is opened to reveal the fortune. Add another element of fun! Have the fortune tellers give their best Chewbacca growl before revealing their prediction.
- The last step is for the kids to switch places as guesser and fortune teller so they each get a turn. They can continue to switch until all predictions are made.

Instructions on how to fold a Fortune Wookiee (template included on next page)

- 1) After cutting on the dotted white line, with blank side facing up, fold in half and unfold. Then fold in half in the other direction and unfold.
- 2) With blank side facing up, fold four corners of square into the center to form smaller square. Turn over without unfolding and fold four corners of square into the center again.
- 3) With brown and black triangles facing up, fold square in half toward you. Place thumbs and forefingers into all four outside pockets and bring them together to form Fortune Wookiee.



INSPIRED BY

The Secret of the Fortune Wookiee

ISBN: 978-1-4197-0392-8


AMULET BOOKS, AUGUST 7, 2012



ACTIVITY KIT



Always use scissors under adult supervision.



INSPIRED BY

The Secret of the Fortune Wookiee

ISBN: 978-1-4197-0392-8

AMULET BOOKS, AUGUST 7, 2012

ACTIVITY KIT



MASTER YODA STICK PUPPET

Judge a puppet by its size, will you? Make up your own stories about the Jedi Master's adventures with this fun Yoda puppet. It's up to you which version you want to make—Prequel Trilogy Yoda, *Clone Wars* Yoda, or Original Trilogy Yoda.

WHAT YOU NEED

- Yoda body pattern
- Yoda robe pattern
- Scissors
- Green, brown, red, and tan or gray felt squares
- Straight pins
- Craft stick
- Googly eyes
- Glue

- 1** Cut out the Yoda body pattern on the next page and secure to the piece of green felt with straight pins. Then cut the felt following the pattern.




- 2** Cut out the Yoda robe pattern on the next page and secure to the piece of brown felt with straight pins. Then cut the felt following the pattern.



- 3** Now you need to make Yoda's tunic. Cut out a piece of tan or gray felt a little larger than the collar opening of the robe. Glue this to the back of the robe.

- 4** Glue the robe and tunic to Yoda's body.
- 5** Turn Yoda over and glue the craft stick to his back. Leave part of the stick exposed on the bottom so you have a handle for the puppet.
- 6** Finally, cut a small green square from the scrap felt for the nose and a small red triangle for the mouth. Glue these to Yoda's head along with the googly eyes to make his face!




The Star Wars Craft Book



ISBN: 978-0-345-5116-4

DEL REY


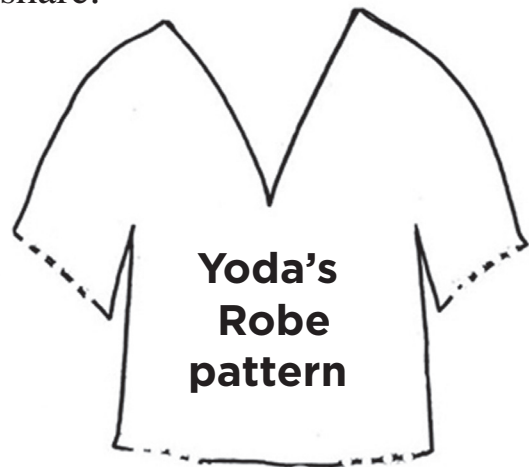





MASTER YODA STICK PUPPET



There are two sets of patterns
so you can share.



The Star Wars Craft Book

ISBN: 978-0-345-5116-4

DEL REY




ACTIVITY KIT

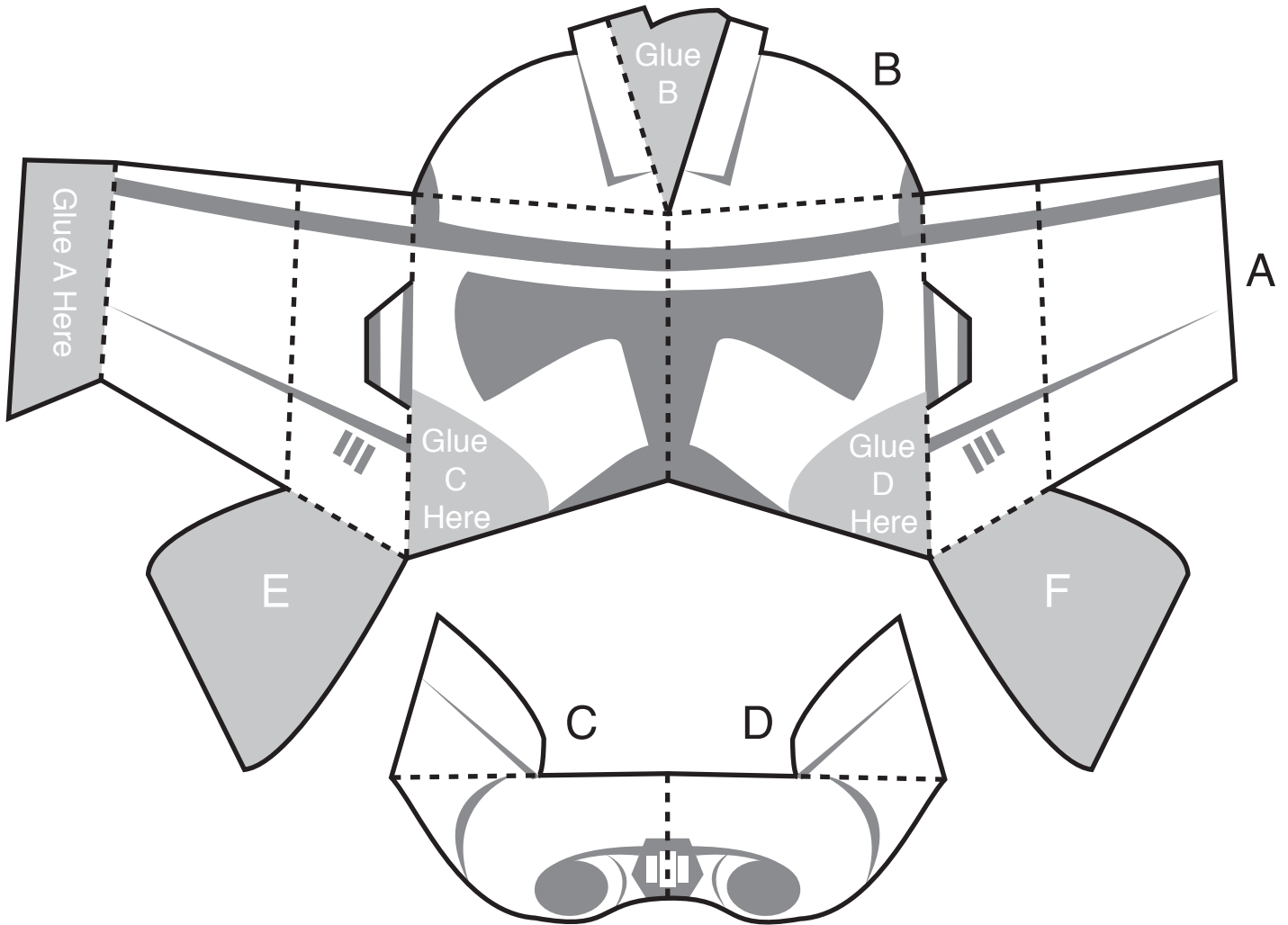
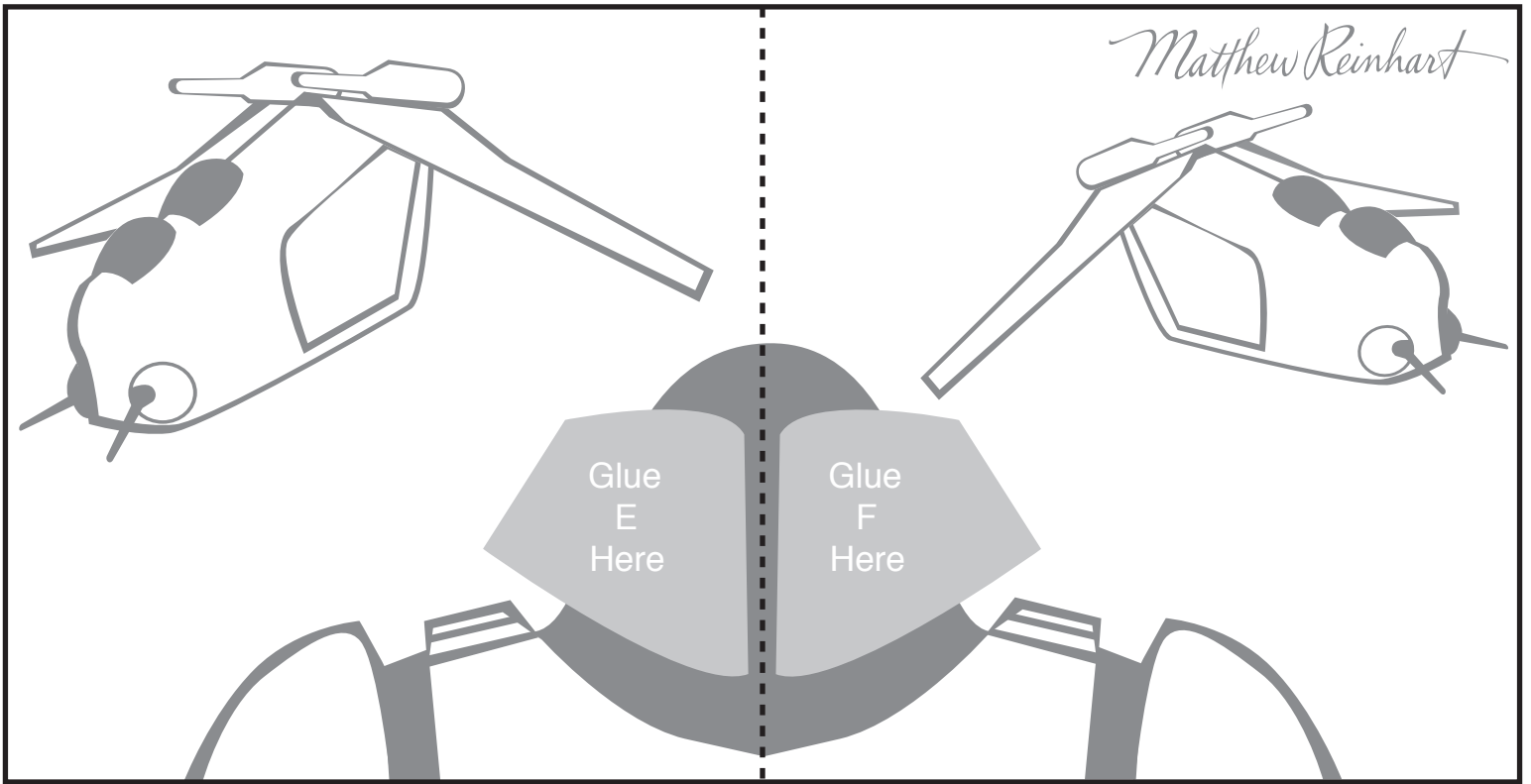


MAKE YOUR OWN POP-UP CLONE TROOPER

1. Print the artwork out at 100% size (no scaling) on a heavy paper, such as card stock. Color all of your pieces with crayons or markers before scoring or cutting.
2. Use a ruler or a straight edge and a paper clip to score all the black dotted lines
3. Next use scissors to cut out all the pieces along the outside solid black lines.
4. On the helmet piece, there are two shapes that cannot be cut with scissors. These are located above “Glue C Here” and “Glue D Here.” Please ask an adult to help you cut them out along the solid black lines with an X-Acto knife.
5. Take the card piece and fold along the dotted line toward you. Unfold.
6. Take the helmet piece and fold in half away from you. Unfold.
7. Now fold along the dotted line of the left side of the helmet piece away from you. The cut line in the middle will pop out. Unfold.
8. Next, fold along the dotted line to the left of the previously folded line away from you. Unfold.
9. Now fold the “Glue A Here” tab away from you. Unfold.
10. Repeat steps 7 and 8 on the right side of the helmet.
11. Next fold “Glue B” tab away from you and unfold.
12. Now fold the left upper part of the helmet along the dotted line away from you. Unfold. Repeat on the right side.
13. Take the “E” tab and fold it away from you. Unfold.
14. Take the “F” tab and fold it away from you. Unfold.
15. Fold the helmet piece in half again and put glue on the gray area marked “Glue B.”
16. Next put tab “B” on top of the “Glue B” tab. Press firmly and let dry.
17. Now put glue on the “Glue A Here” tab.
18. Line up tab “A” on top of the “Glue A Here” tab. Press firmly and let dry. Set the helmet piece aside.
19. Now take the second piece and fold it in half away from you. Unfold.
20. Now fold tab “C” toward you. Repeat on tab “D.”
21. Take the helmet piece (keep it folded in half) and put glue on “Glue C Here” area.
22. Take the second piece and line up tab “C” on top of the “Glue C Here” area. Press firmly and let dry. Repeat on the opposite side with tab “D.”
23. Now take the card piece and put glue on “Glue E Here” area.
24. Take the helmet piece and line up tab “E” with the “Glue E Here” area. Press firmly and let dry.
25. Now put glue on the “Glue F Here” area.
26. Close the card on top of tab “F.” Press firmly and let dry.
27. Slowly open the card and tah-dah! You’ve made your very own clone trooper!



INSPIRED BY
**Star Wars: A Galactic
Pop-up Adventure**
ISBN: 978-0-545-17616-3
SCHOLASTIC INC., OCTOBER, 2012




ACTIVITY KIT

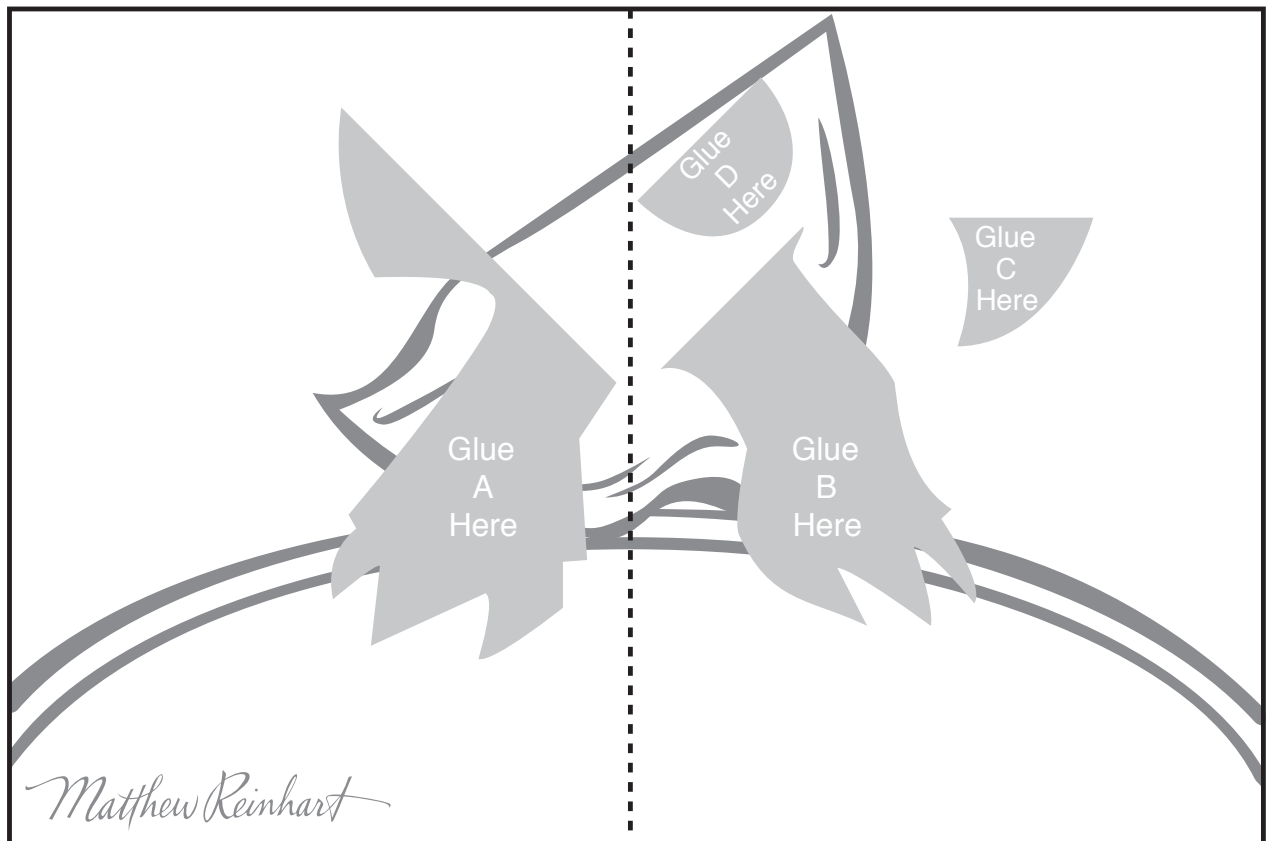
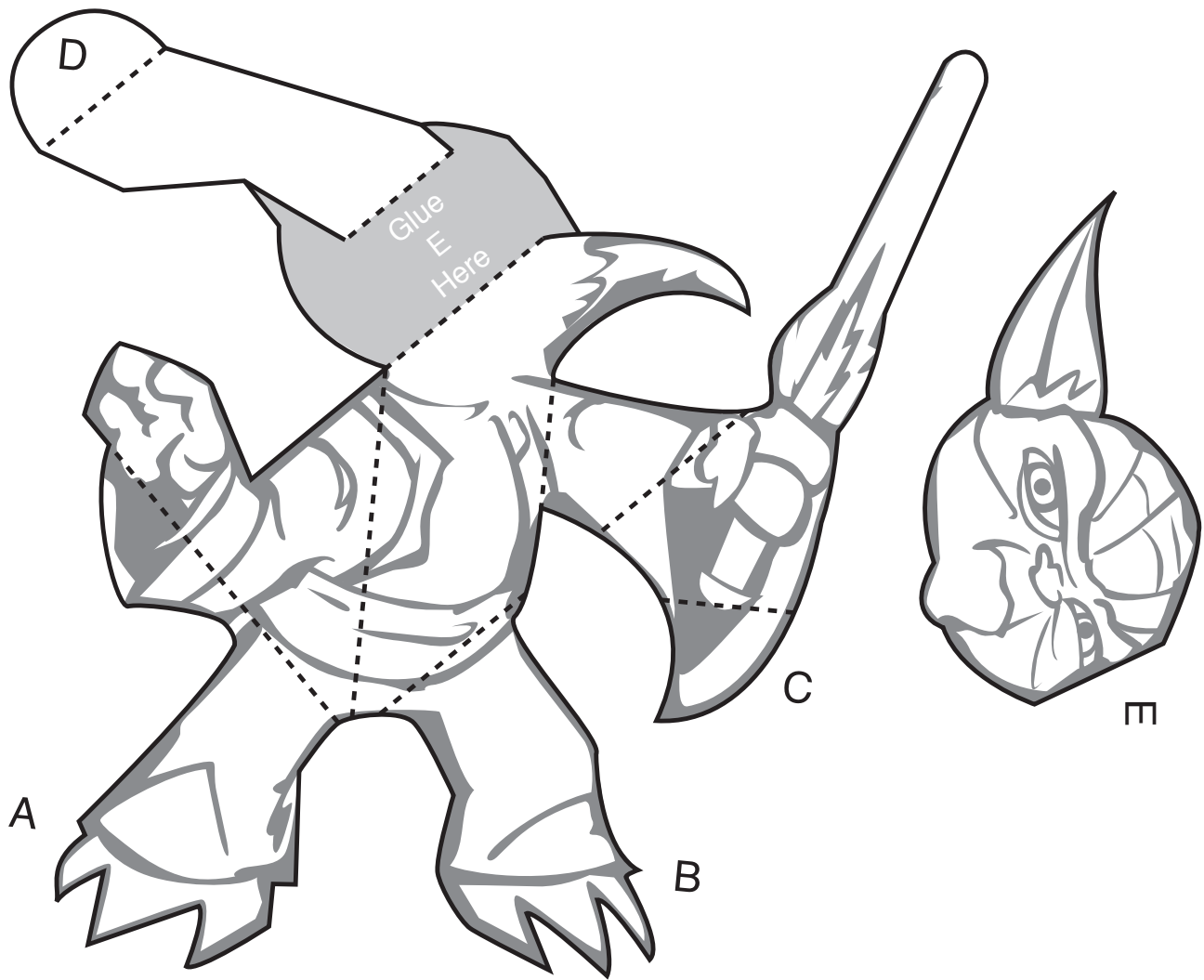



MAKE YOUR OWN POP-UP YODA

1. Print the artwork out at 100% size (no scaling) on a heavy paper, such as card stock. Color all of your pieces with crayons or markers before scoring or cutting.
2. Use a ruler or a straight edge and a paper clip to score all the black dotted lines.
3. Next use scissors to cut out all the pieces along the solid black lines.
4. Take Yoda's body piece and fold it in half away from you. Unfold.
5. Fold tab "A" toward you. Unfold. Repeat with tab "B."
6. Fold the right arm (with the lightsaber) toward you. Unfold.
7. Next fold along the diagonal dotted line away from you. Unfold.
8. Now fold tab "C" toward you. Unfold.
9. Next fold the "Glue E Here" away from you. Repeat on the next two dotted lines to tab "D." Set piece aside.
10. Next fold the card piece in half toward you. Unfold.
11. Put glue on the "Glue A Here" gray area.
12. Line up tab "A" with this area. Press firmly and let dry. Repeat with tab "B."
13. Now put glue on the "Glue C Here" area. Line up tab "C" with this area. Press firmly and let dry.
14. Turn the card around so you can see the "Glue D Here" gray area. Put glue on "Glue D Here."
15. Line up tab "D" with "Glue D Here" area. Press firmly and let dry.
16. Next put glue on the "Glue E Here" area.
17. Take piece "E" (Yoda's head) and line up the piece with the gray area. Press firmly and let dry.
18. Slowly close the card.
19. And reopen—you've made your very own Yoda!



INSPIRED BY
**Star Wars: A Galactic
Pop-up Adventure**
ISBN: 978-0-545-17616-3
SCHOLASTIC INC., OCTOBER, 2012





MILLENNIUM FALCON
TOP SIDE

CUT OUT THIS SPACE

CUT OUT THIS SPACE


CUT OUT THIS SPACE

Cut out and fold your very own *Millennium Falcon*.
Go to www.klutz.com/starwars for instructions.

Copyright © 2012 Lucasfilm Ltd. & TM. All Rights Reserved. Used Under Authorization.

EXCERPTED FROM
Star Wars® Folded Flyers
ISBN: 978-0-545-39634-9
KLUTZ • Klutz.com






MILLENNIUM FALCON

UNDERSIDE


ACTIVITY KIT




DRAW YODA IN

4 STEPS

1.
STICK
FIGURE



2.
SHAPES



3.
BASIC
DETAILS



4.
DETAILED
DETAILS



YODA



EXCERPTED FROM

Draw Star Wars®: The Clone Wars™

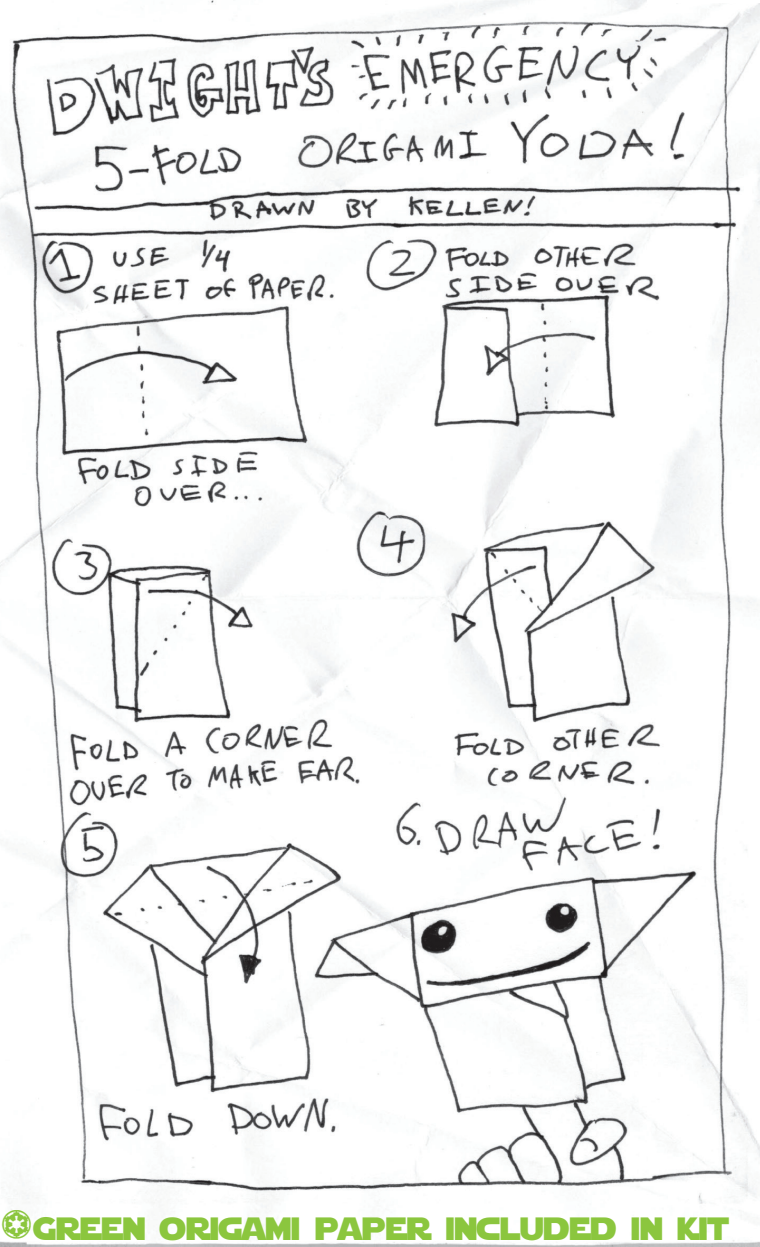
ISBN: 978-1-59174-698-0

KLUTZ • Klutz.com

ACTIVITY KIT



Instructions to Fold the Famous Five-Fold Yoda



GREEN ORIGAMI PAPER INCLUDED IN KIT



INSPIRED BY

The Secret of the Fortune Wookiee

ISBN: 978-1-4197-0392-8

AMULET BOOKS, AUGUST 7, 2012



COLORING PAGES

ACTIVITY KIT



WANTED: SAVAGE OPRESS AND DARTH MAUL

***** DO NOT APPROACH *****

If you know the whereabouts of either of these Sith, please contact the Jedi Council.



INSTRUCTIONS: Color Savage Opress and Darth Maul in the "WANTED" poster above! Put the poster in a special place to alert your family and friends to these dangerous Sith!



EXCERPTED FROM
**Star Wars®: The Clone Wars™—
The Sith Hunters**

ISBN: 978-1-59582-949-8
DARK HORSE BOOKS, ON SALE NOW

ACTIVITY KIT



Make your own Yoda bookmark!



*"The Force surrounds us . . .
and binds us. Luminous
beings are we, not this
crude matter."*

—YODA

AFFILIATION: Jedi Order

HOMEWORLD: Unknown

HEIGHT: 0.66 meters

WEAPON: Green-bladed lightsaber

SHIP: Republic attack gunship



Collect all *Star Wars* characters
in *Star Wars Fandex*



Yoda



EXCERPTED FROM

Star Wars® Fandex Deluxe

ISBN: 978-0-7611-5230-9




WORKMAN

ACTIVITY KIT



Use your Jedi powers (and pencils) to create an awesome cover for *Star Wars: The Clone Wars Magazine*! Mail us your design and you could see it printed in a future issue of the magazine!

HINTS AND TIPS

-  Add interest by including an action shot!
-  Draw some of your favorite characters!
-  Imagine what's inside the magazine and tell us about it!

**STAR
WARS®**
THE CLONE WARS™

Mail your design to: Star Wars: The Clone Wars Magazine, 2819 Rosehall Lane, Aurora, IL 60503
Or scan it and email to: clonewars@titanemail.com

Unfortunately we cannot return any mailed in entries. Inclusion of entries will be at the editor's discretion and no discussion will be entered into.



EXCERPTED FROM

Star Wars: The Clone Wars Magazine

WWW.TITANMAGAZINES.COM

ON SALE NOW: \$4.99



TRIVIA

ACTIVITY KIT



Star Wars Trivia: Padawan Level

- (1) Who was the last character to speak in *Star Wars: Episode III*?
 - a. Obi-Wan Kenobi
 - b. C3PO
 - c. Padmé Amidala
 - d. Yoda
- (2) Which is the creature that lives in the Death Star's garbage masher?
 - a. Ree Yees
 - b. a dianoga
 - c. Snooki
 - d. A space slug
- (3) What did Luke sell to the Jawas outside the Cantina?
 - a. A droid
 - b. A moisture vaporator
 - c. His landspeeder
 - d. Spaceship parts
- (4) In what war did Obi-Wan fight 20 years before *Episode IV*?
 - a. The Clone Wars
 - b. The Mandalorian Wars
 - c. The Shadow Wars
 - d. The Corellian Wars
- (5) Who was the captain of the *Tantive IV*, Leia's diplomatic ship in *Episode IV*?
 - a. Captain Tarkin
 - b. Captain Typho
 - c. Captain Chaos
 - d. Captain Antilles
- (6) On what planet was Leia raised?
 - a. Tatooine
 - b. Corellia
 - c. Naboo
 - d. Alderaan
- (7) Which clone commander served under Anakin during the Clone Wars?
 - a. Rex
 - b. Cody
 - c. Bly
 - d. Neyo
- (8) What is the name of Han Solo's ship?
 - a. *The Millennium Falcon*
 - b. *The Star Fury*
 - c. *The Nostromo*
 - d. *The Royal Flush*
- (9) Which Wookiee served alongside Chewbacca during the Battle of Kashyyyk in *Episode III*?
 - a. Lumpawarrump
 - b. Itchy
 - c. Crunchbacca
 - d. Tarful
- (10) On which planet did Anakin find (and massacre) the Separatist leaders in *Episode III*?
 - a. Dagobah
 - b. Mustafar
 - c. Ord Mantell
 - d. Utapau
- (11) Which famous squid-faced Admiral said, "It's a trap!"
 - a. Admiral Ackbar
 - b. Lando Calrissian
 - c. Mon Mothma
 - d. General Nadine
- (12) What is the name of Luke's aunt?
 - a. Sheltae
 - b. Beru
 - c. Oola
 - d. Uhura
- (13) What was Ahsoka's nickname for Anakin?
 - a. Stilts
 - b. Darth Tall
 - c. Skyguy
 - d. Rageface
- (14) And Anakin's nickname for Ahsoka?
 - a. Smallfry
 - b. Shorty
 - c. Red
 - d. Snips
- (15) In *Star Wars: The Clone Wars*™, what fearsome, gigantic reptile did the Republic accidentally "wake up" on Malastare?
 - a. Gojira
 - b. Lizardman
 - c. the Zillo Beast
 - d. Gecko
- (16) Who was Anakin's main rival in the Boonta Eve podrace?
 - a. Sebulba
 - b. Ben Quadinaros
 - c. Ree Yees
 - d. Boles Roor
- (17) Which Jedi Master was the instructor of the youngest Padawans at the Jedi Temple?
 - a. Aayla Secura
 - b. Yoda
 - c. Ki-Adi-Mundi
 - d. Eeth Koth
- (18) Who was Darth Sidious' apprentice after Darth Maul?
 - a. Darth Plagueis
 - b. Darth Bane
 - c. Count Dooku
 - d. Derth Nader
- (19) On what planet are the clone troopers born and raised in *Episode II*?
 - a. Kamino
 - b. Polis Massa
 - c. Coruscant
 - d. Mon Calamari
- (20) What planet is home to the Gungans?
 - a. Utapau
 - b. Alderaan
 - c. Kashyyyk
 - d. Naboo

ANSWER KEY

p (02) c (51) q (01) p (9)
 e (61) p (41) p (6) e (4)
 c (81) c (81) e (8) c (8)
 q (21) q (21) q (2) q (2)
 e (91) e (11) p (9) q (1)



EXCERPTED IN PART FROM
**Star Wars: The Complete
 Visual Dictionary**
 ISBN: 978-0-7566-2238-1
 DK PUBLISHING, SEPTEMBER 2012

ACTIVITY KIT




Star Wars Trivia: Masters Level

- (1) Who portrayed Darth Vader unmasked in *Return of the Jedi*?
 - a. Clive Revill
 - b. Sebastian Shaw
 - c. Orson Welles
 - d. Oliver Reed
- (2) What was the official wide release date for *Star Wars: Episode IV*?
 - a. May 18, 1977
 - b. May 31, 1976
 - c. July 4, 1977
 - d. May 25, 1977
- (3) Who was an early idea to play Obi-Wan Kenobi before the decision was made to cast Alec Guinness?
 - a. Ken Takakura
 - b. Noriyuki "Pat" Morita
 - c. Toshiro Mifune
 - d. Sonny Chiba
- (4) Which planet is home to Tion Medon?
 - a. Alderaan
 - b. Utapau
 - c. Cristophis
 - d. Muunilinst
- (5) From which restaurant did George Lucas witness the blockbuster lineup for the release of *Star Wars: Episode IV* at the Mann's Chinese Theater?
 - a. Hamburger Hamlet
 - b. Mel's Drive In
 - c. Dex's Diner
 - d. Del Taco
- (6) What is the name of the fleet commanded by General Kenobi during *Star Wars: Episode III*?
 - a. Coruscant Dawn
 - b. Righteous Fury
 - c. Open Circle
 - d. Hand of the Force
- (7) What is the name of General Grievous' flagship during the Clone Wars?
 - a. Devastator
 - b. Executor
 - c. Adjudicator
 - d. Malevolence
- (8) What holiday does Chewbacca return to Kashyyyk for in the *Star Wars: Holiday Special*?
 - a. Life Day
 - b. Remembrance Day
 - c. Grrraaaaggghhnnakah
 - d. Arbor Day
- (9) How many Imperial officers does Vader choke in *Episode V* (at least on-screen)?
 - a. 2
 - b. 1
 - c. 4
 - d. 3
- (10) Which actor supplied the voice for Emperor Palpatine in the original release of *Star Wars: Episode V*?
 - a. Christopher Lee
 - b. Clive Revill
 - c. Bill Nighy
 - d. Wilfrid Hyde-White
- (11) What was Han Solo's asking price for passage to the Alderaan system in *Star Wars: Episode IV*?
 - a. 10,000
 - b. 15,000
 - c. 100
 - d. 20,000
- (12) Which starship manufacturer produced the ARC-170 fighter/bomber, and later, the X-wing?
 - a. Global Dynamics
 - b. Chronowerx
 - c. Incom
 - d. Cyberdyne Systems
- (13) What is the name of the gruff bartender who runs the famous Chalmun's Cantina on Tatooine?
 - a. Wuher
 - b. Figrin D'an
 - c. Joe
 - d. Pruneface
- (14) In which detention block is Princess Leia held prisoner aboard the Death Star?
 - a. 1138
 - b. D Block
 - c. AA23
 - d. 101
- (15) *Star Wars: Episode IV* won many Academy Awards™, but lost the Best Picture award to...
 - a. The Goodbye Girl
 - b. Saturday Night Fever
 - c. Annie Hall
 - d. The Turning Point
- (16) What was the name of Bail Organa's wife?
 - a. Queen Sheltae
 - b. Queen Breha
 - c. Queen Lelila
 - d. Queen Depa
- (17) In early drafts of *Star Wars*, the story was said to have come from an in-universe saga known as
 - a. The Journal of the Whills
 - b. Tales of the Jedi
 - c. Legend of the Force
 - d. The Princess Leia Diaries
- (18) One of the most feared and remote prisons in the galaxy, and source of the drug known as "spice", is the Spice Mines of...
 - a. Dantooine
 - b. Kessel
 - c. Ord Mantell
 - d. Nar Shaddaa
- (19) Which of the following is the model number of Han Solo's Corellian light freighter, the Millennium Falcon?
 - a. T-65
 - b. T-16
 - c. YT-1300
 - d. SL-55 AMG
- (20) To which race of aliens does Nien Nunb, Lando's loyal co-pilot, belong?
 - a. Sullustan
 - b. Klatooinian
 - c. Gundark
 - d. Polis Massan

ANSWER KEY

- | | | | |
|--------|--------|--------|-------|
| a (02) | c (51) | q (01) | e (5) |
| c (61) | c (41) | p (6) | q (4) |
| q (81) | e (31) | e (8) | c (3) |
| e (21) | c (21) | p (2) | p (2) |
| q (91) | e (11) | c (9) | q (1) |



EXCERPTED IN PART FROM
Star Wars: The Complete Visual Dictionary
 ISBN: 978-0-7566-2238-1
 DK PUBLISHING, SEPTEMBER 2012



GAMES

ACTIVITY KIT




DARTH VADER and Son MAZE

Where's my dad?




START

Help Luke go through the maze to get to his father!



END

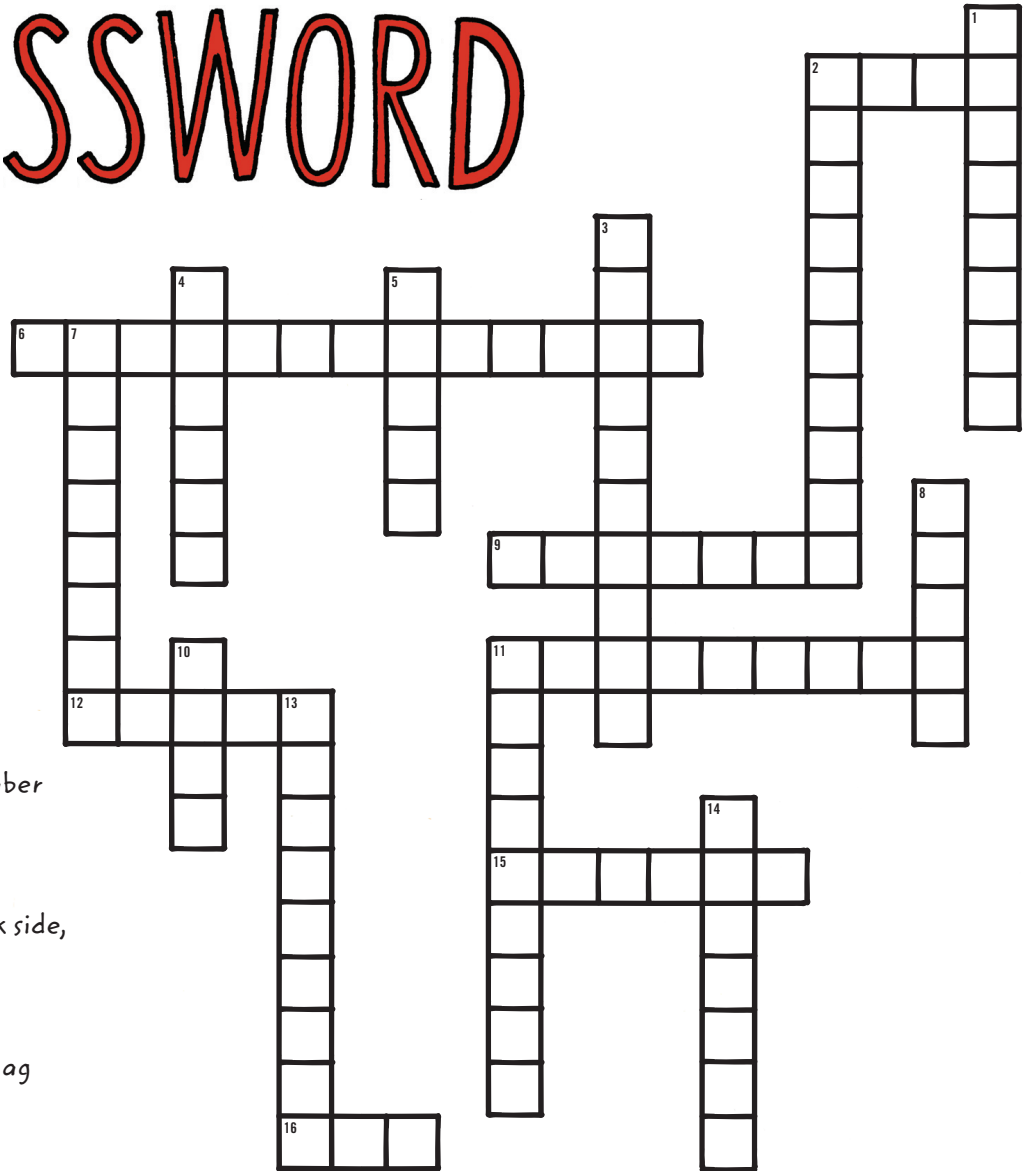


INSPIRED BY
Darth Vader and Son
ISBN: 978-1-45-210-655-7
CHRONICLE BOOKS, MAY 2012

ACTIVITY KIT



DARTH VADER and Son CROSSWORD




ACROSS

2. Princess of Alderaan
6. Soldiers of the Imperial Army
9. Han Solo prefers this to a lightsaber
11. Solo's furry co-pilot
12. Teddy bear-like Rebels
15. Also known as Ben
16. If you've gone over to the dark side, your lightsaber is this color

DOWN

1. Has been made into a sleeping bag
2. Jedi weapon of choice
3. Luke's dad
4. C-3PO and R2-D2 are _____
5. May the _____ be with you
7. Luke's home planet
8. Creator of Star Wars
10. Talks funny he does
11. Guaranteed to stop Han Solo cold
13. Last name of Anakin, Luke and Leia
14. Jedi apprentice



INSPIRED BY
Darth Vader and Son
 ISBN: 978-1-45-210-655-7
 CHRONICLE BOOKS, MAY 2012

ACTIVITY KIT




The Fortune Wookiee Fill-in-the-Blank Silly Story

DIRECTIONS: Cut out the squares on the next page, which are numbered one to twenty and have an assigned category. If you have more than twenty kids at the event, it might be best to break them up into smaller groups. Hand each kid one or multiple numbers.

Either an adult, or one of the kids, can be assigned as the writer. The writer calls out a number along with its category (noun, adjective, adverb, place, or person). As each number is called, the kid provides his/her appropriate word and the writer writes it in the designated spot. This continues until all twenty spaces are filled. Finally, the writer reads the story aloud to a silly result!


The Story



The sixth-grade students at McQuarrie Middle School are having a(n) _____ (#1, adjective) year. First, Dwight shows up at school with an Origami Yoda finger puppet, which everyone thought was _____ (#2, adverb). Origami Yoda gave wise _____ (#3, noun) and he really _____ (#4, verb, past tense) the students. For example, once, Origami Yoda predicted that _____ (#5, person) would be a great _____ (#6, noun). The prediction came true the next day!

Then, Harvey, the class _____ (#7, noun), brought a Darth Paper finger puppet to school. Unlike Origami Yoda, Darth Paper _____ (#8, verb, past tense) horrible _____ (#9, noun). He was always starting trouble at _____ (#10, place). He told _____ (#11, person) that he/she should _____ (#12, verb) and _____ (#13, verb) for the lunch period to impress _____ (#14, person). Boy, was that a _____ (#15, noun)!

But now, there's a new origami character ruling the school, and no one is sure if they can _____ (#16, verb) it. The Fortune Wookiee seems _____ (#17, adjective), _____ (#18, adjective), and _____ (#19, adjective), but that could all be an act. Will the students _____ (#20, verb) the mystery of The Secret of the Fortune Wookiee?



INSPIRED BY

The Secret of the Fortune Wookiee

ISBN: 978-1-4197-0392-8


AMULET BOOKS, AUGUST 7, 2012

ACTIVITY KIT



Always use scissors under adult supervision.

#1 Adjective	#2 Adverb	#3 Noun	#4 Verb past tense
#5 Person	#6 Noun	#7 Noun	#8 Verb past tense
#9 Noun	#10 Place	#11 Person	#12 Verb
#13 Verb	#14 Person	#15 Noun	#16 Verb
#17 Adjective	#18 Adjective	#19 Adjective	#20 Verb



INSPIRED BY

The Secret of the Fortune Wookiee

ISBN: 978-1-4197-0392-8

AMULET BOOKS, AUGUST 7, 2012

ACTIVITY KIT



MAZE HAZE

Poor Jar Jar has gotten lost. Can you help him find his way to Anakin?



OOPS!

Jar Jar has tripped and dropped a number of objects, smashing them to pieces. Take a look at the pile of debris and see if you can figure out what he was carrying.

ANSWER: A lightsaber, a space helmet, and a spider droid.



EXCERPTED FROM
Star Wars: The Clone Wars Magazine
WWW.TITANMAGAZINES.COM
 ON SALE NOW

ACTIVITY KIT



PADAWAN MEMORY CHALLENGE!

Part of training to be a Jedi Knight is mastering your memory. To help you, take a look at the test below and try your luck.

WHAT TO DO

- There are 12 objects on the page. Study the picture for 30 seconds.
- Now close the comic, clear your mind and try to remember as many of the pictures as you can in 30 seconds.



Maybe work with another Padawan so you can test each other and make a game of the Memory Challenge?

ANSWERS: R2-D2, Yoda, Jedi starship, blaster, Clone Trooper helmet, C-3PO, Jedi starship, Jabba the Hutt, blaster, Jedi starship, green lightsaber, Clone Trooper helmet.



EXCERPTED FROM

Star Wars: The Clone Wars Magazine

WWW.TITANMAGAZINES.COM

ON SALE NOW